

Acessórios Opcionais para Relógios Apalpadores

Série 513

Haste cilíndrica rosqueada



102036 Ø 4 mm

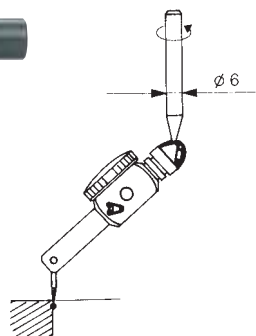


102822 Ø 8 mm

Suporte universal com haste articulada



901917 Ø 8,00 mm

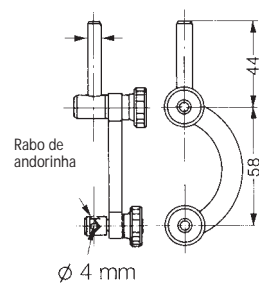


Pinça universal para Ø 4/8 mm

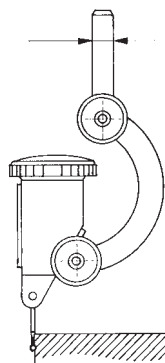


900319

Haste de centralização



901997 haste Ø 6,35 mm
901959 haste Ø 8,00 mm



Haste retangular (9x9 mm) com pino Ø 6 mm



953638 Comprimento 50 mm
900209 Comprimento 100 mm

Haste cilíndrica(Ø 8 mm) com pino Ø 6 mm



900211 Comprimento 115 mm

Acessórios Opcionais para Relógios Apalpadores

Série 513

Haste cilíndrica tipo "rabo de andorinha"



190318 Ø 4 mm



190320 Ø 8 mm

Porca



190322

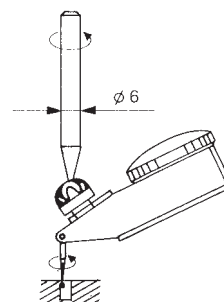
Suporte universal com haste articulada




901461 Ø 6,00 mm

901459 Ø 6,35 mm

901916 Ø 8,00 mm



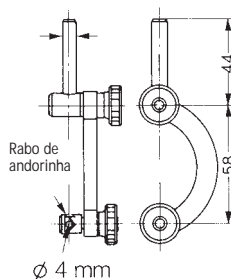
Pinça Universal para Ø 4/8 mm



900321

Guia ligada

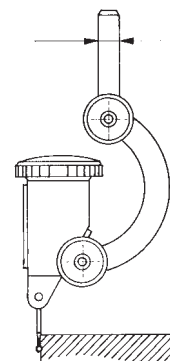
Haste de centralização



Ø 4 mm

901997 pino Ø 6,35 mm

901959 pino Ø 8,00 mm



Haste retangular (9x9 mm) com pino Ø 6 mm



953638 Comprimento 50 mm

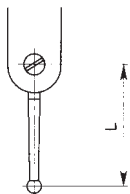
900209 Comprimento 100 mm

Haste cilíndrica (Ø 8 mm) com pino Ø 6 mm



900211 Comprimento 115 mm

Pontas para Relógios Apalpadores



Comprimento (L) mm	Diâmetro da esfera					Relógios Apalpadores adequados	
	0,5 mm	0,7 mm	1,0 mm Metal duro	2,0 mm Metal duro	3,0 mm Metal duro	Código	
Rosca: M 1,7 x 0,35							
12,1	—	—	136756	136104	136758	513-401E	(513-101-1)
12,8	—	—	21CZA044	21CZA036	21CZA045	513-401E	
14,7	190547	190548	103017	103010	103018	513-405E 513-445E 513-465E 513-527E (513-127-1)	513-425E 513-455E 513-503E (513-103-1)
20,9	190549	190550	103013	103006	103014	513-284E 513-444E 513-464E 513-517 WE (513-117 W-1)	513-404E 513-454E 513-517E (513-117-1)
22,3	190654	190653	137558	137557	137559	513-424E 513-466E	513-426E
36,8	—	—	137746	129949	137747	513-414E (513-114-1)	513-514E
44,5	190656	190655	136235	136013	136236	513-415E	
Rosca: M 1,4 x 0,3							
24,1			102824	102825	102826	513-304	

() =modelos antigos